

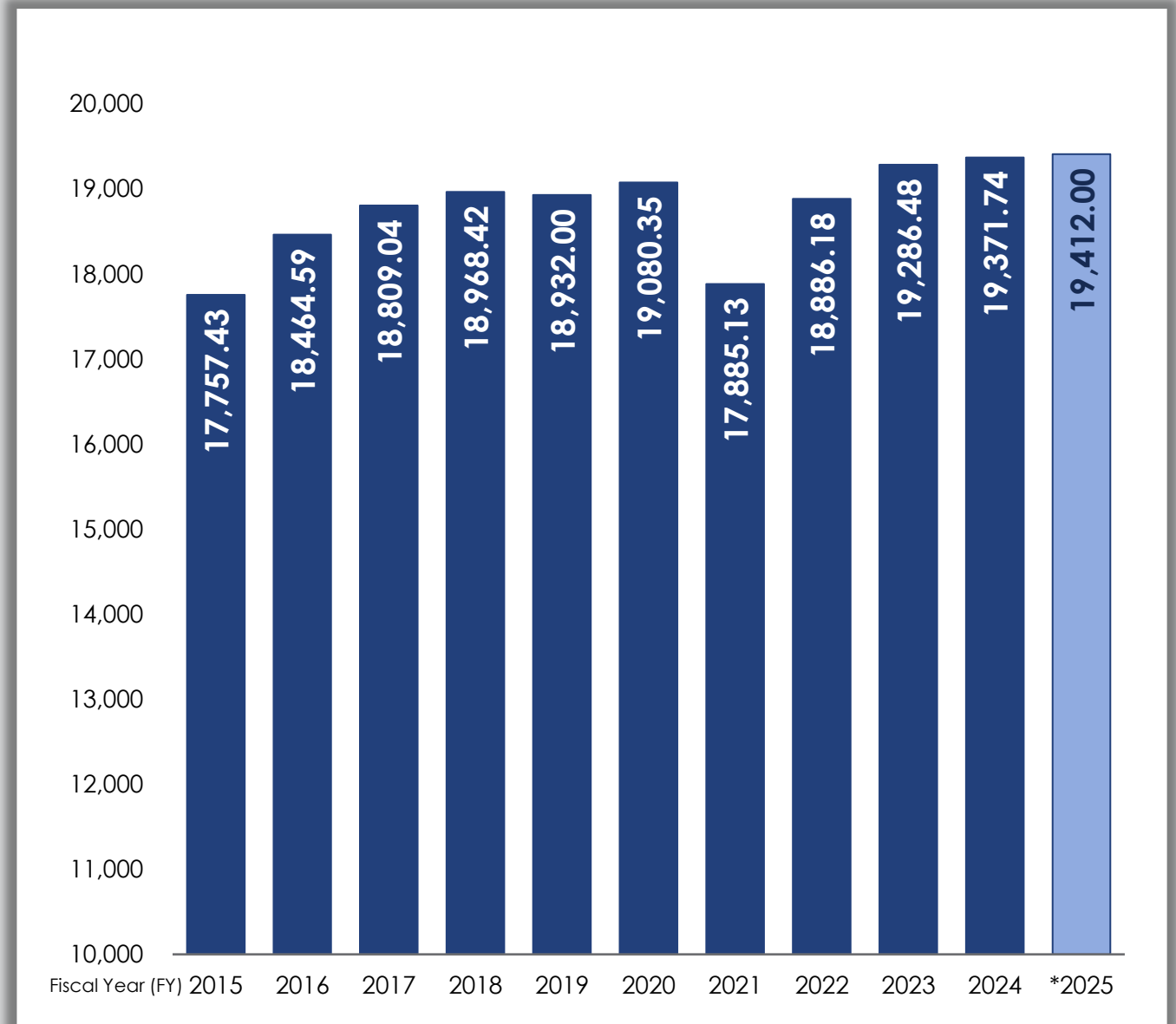
MSBSD SUPERINTENDENT'S PROPOSED BUDGET



FOR FISCAL YEAR 2024-2025

AVERAGE DAILY MEMBERSHIP

10 YEARS HISTORIC
ADM ENROLLMENT



* Projected/Unaudited

REVENUE ASSUMPTIONS

- Borough Appropriation increased by 3%.
 - \$150,000 appropriated for the Renewal & Replacement Fund for Classroom Technology Refresh.
- BSA maintained at \$5,960 per the Governor's Budget.
- Includes one-time State funding equivalent to current one-time funds of \$340 per AADM.
- PFD Lottery maintained at \$1.50 per AADM.
- All other funding is maintained with no increase or decrease.

REVENUE PROJECTION

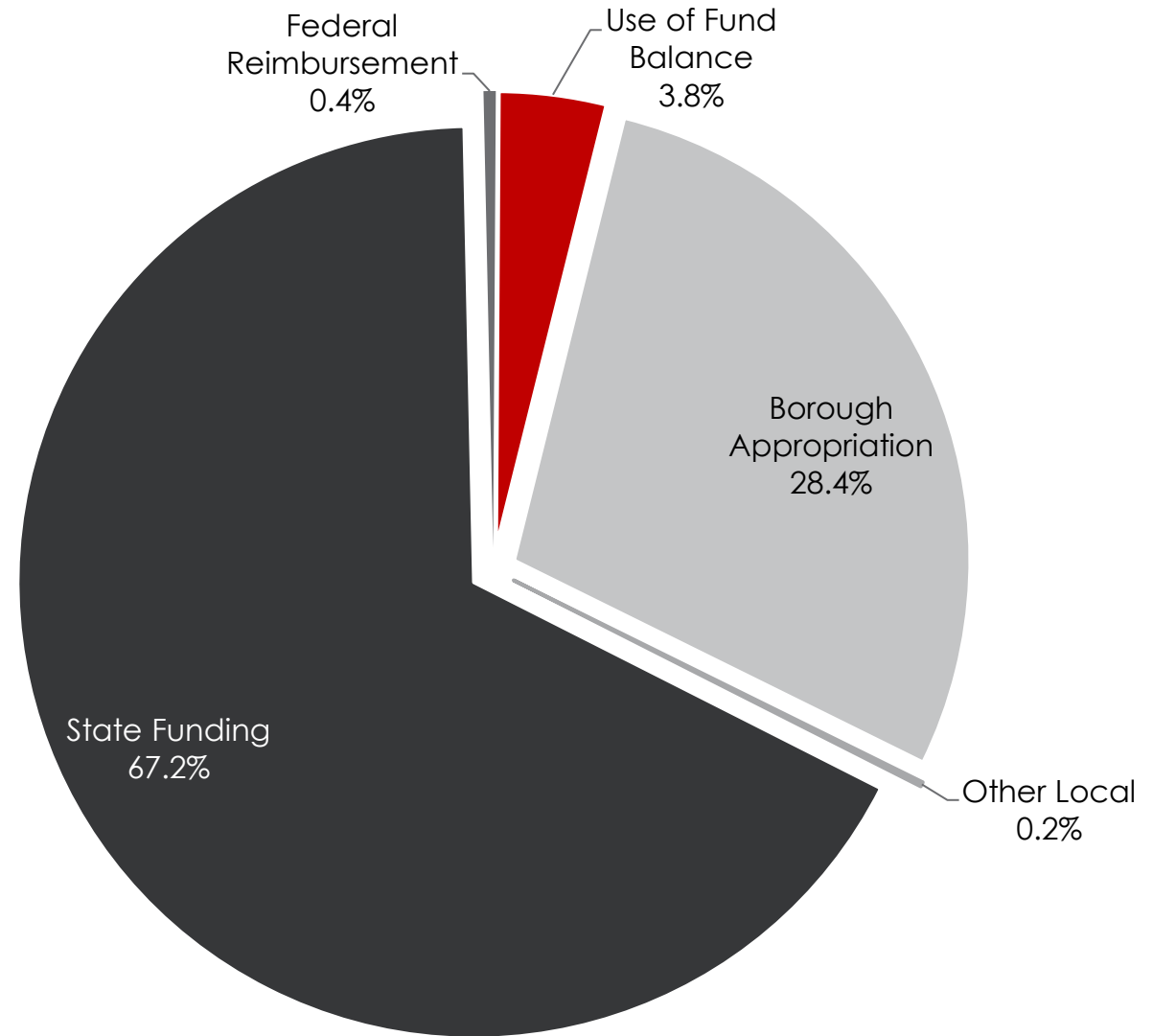
EXCLUDES ON-BEHALF CONTRIBUTIONS

	AMOUNT
Borough Appropriation	\$75,031,853
<i>Less Renewal & Replacement</i>	<i>(150,000)</i>
Other Local Funding	420,885
State Funding	177,129,159
Federal Reimbursements	1,135,411
Revenues	\$253,567,308

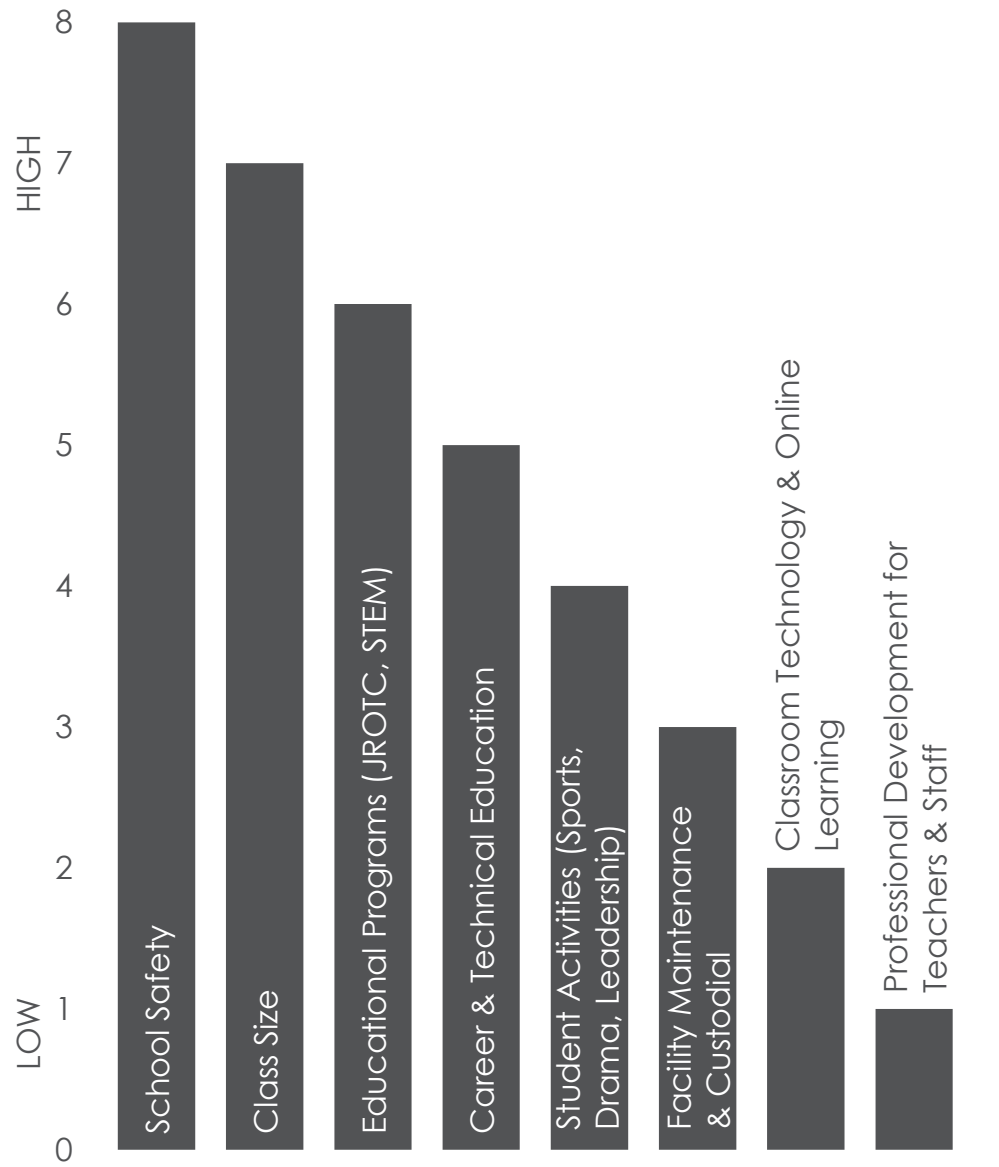
Use of Fund Balance 10,000,000

Total Proposed Revenues for FY 2025

\$263,567,308



EXPENDITURE PRIORITY SURVEY



PRIORITY	FY 2025	FY 2024	FY 2023	FY 2022	FY 2021
School Safety	8	8	8	8	8
Class Size	7	9	9	9	9
Educational Programs (JROTC, STEM, AP/IB)	6	4	4	2	3
Career & Technical Education	5	6	7	6	7
Student Activities	4	5	5	5	5
Facility Maintenance & Custodial Services	3	3	6	4	6
Classroom Technology & Online Learning	2	1	3	1	2
Professional Development for Teachers & Staff	1	2	2	3	4
School Choice	-	7	1	7	1

EXPENDITURE ASSUMPTIONS

- Salaries and Benefits:
 - Based on current negotiated agreements with regular movement.
 - Includes a reserve equal to 0.5% of total compensation and benefits, which is adjusted for vacancies, attrition, leave without pay, and column movements.
 - Staffing trued up to the District Pupil-to-Teacher Ratios.
- School Metrics reduced by 17%:
 - Base metric across all grades adjusted from \$100 to \$85.
 - Class Fee metric for grades 6-12 adjusted from \$27 to \$20.
- Department Non-Personnel Budgets reduced by 27%.
- Insurance Bonds & Premiums increased by 9%.
- Utility rates maintained based on an average usage (FY 2019, 2022, 2023).
- Transfers to other funds includes transfers to the Debt Service Fund (\$393,600), and a transfer to subsidize the Student Transportation Fund (\$5,339,487).

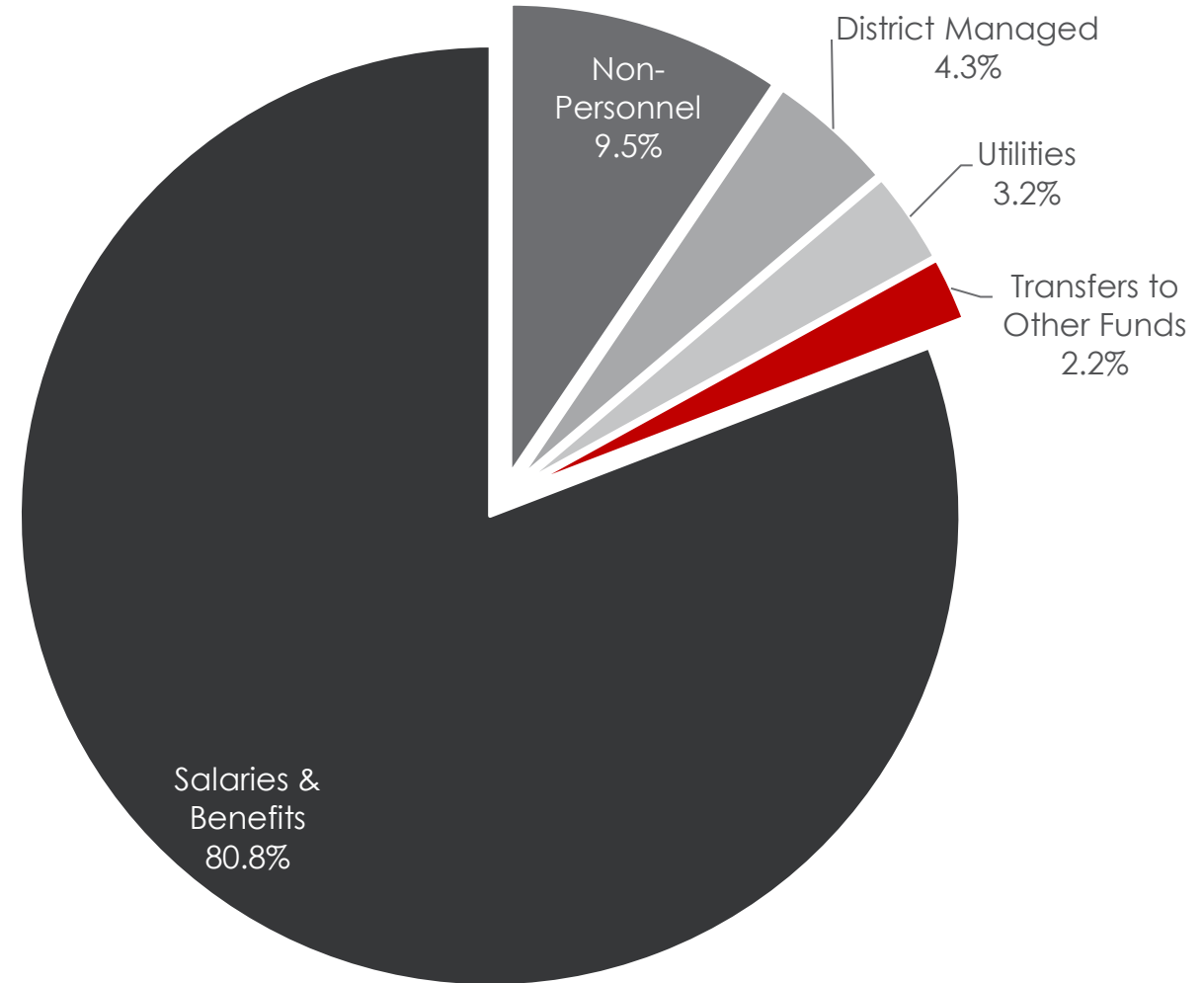
EXPENDITURE PROJECTION

EXCLUDES ON-BEHALF CONTRIBUTIONS

	AMOUNT
Salaries & Benefits	\$212,853,519
Non-Personnel	25,151,689
District Managed	11,469,914
Utilities	8,359,099
Expenditures	\$257,834,221
Transfers to Other Funds	5,733,087

Total Proposed Expenditure for FY 2025

\$263,567,308



SUMMARY OF ADJUSTMENTS

From Preliminary Budget as Presented on February 21, 2024

REVENUE ADJUSTMENTS	AMOUNT	
Intensive student count increased by 7	0.63	M
Local Appropriation for Renewal & Replacement	(0.15)	M
EXPENDITURE ADJUSTMENTS		
PTR true-up & other staffing adjustments	(6.92)	M
Reduction to department non-personnel budgets	(5.67)	M
Reduction to District managed services	(2.14)	M
Contingency reduced to 0.50%	(1.16)	M
Reduction to substitutes & additional pays	(1.07)	M
Health Insurance adjustment	(1.00)	M
Reduction to school non-personnel metrics	(0.33)	M
TOTAL ADJUSTMENTS	\$18.77	M

	FY 2024 Revised Budget	FY 2025 Preliminary Budget	FY 2025 Proposed Budget	% Change
Average Daily Membership (ADM)	19,372	19,412	19,412	0.00%
Revenue				
Borough Appropriation	72,846,459	75,031,853	75,031,853	0.00%
<i>Less Renewal & Replacement</i>	<i>(1,456,870)</i>	-	<i>(150,000)</i>	100.00%
Other Local Funding	406,000	420,885	420,885	0.00%
State Foundation	170,739,557	164,460,156	165,003,973	0.33%
Other State Funds	12,166,969	12,040,988	12,125,186	0.70%
Federal Sources	1,150,296	1,135,411	1,135,411	0.00%
Revenue	255,852,411	253,089,293	253,567,308	0.19%
Use of Fund Balance	9,201,379	10,000,000	10,000,000	100.00%
Transfers From Other Funds	73,039	-	-	100.00%
Total Revenue \$	\$ 265,126,829	\$ 263,089,293	\$ 263,567,308	0.18%
Expenditure				
Salaries & Benefits	204,642,314	223,247,965	212,853,519	-4.66%
Non-Personnel	34,627,453	30,901,125	25,151,689	-18.61%
District Managed	10,976,183	13,616,032	11,469,914	-15.76%
Utilities	8,108,996	8,359,099	8,359,099	0.00%
Expenditure	258,354,946	276,124,221	257,834,221	-6.62%
Transfers to Other Funds	6,698,844	5,733,087	5,733,087	0.00%
Transfers to Other Government Units	73,039	-	-	100.00%
Total Expenditure \$	\$ 265,126,829	\$ 281,857,308	\$ 263,567,308	-6.49%
Deficit	-	18,768,015	-	

BUDGET SUMMARY

	FY 2024 Revised Budget	FY 2025 Preliminary Budget	FY 2025 Proposed Budget	% Change
Average Daily Membership (ADM)	19,372	19,412	19,412	0.00%
Revenue				
Borough Appropriation	72,846,459	75,031,853	75,031,853	0.00%
<i>Less Renewal & Replacement</i>	<i>(1,456,870)</i>	-	<i>(150,000)</i>	← 100.00%
Other Local Funding	406,000	420,885	420,885	0.00%
State Foundation	170,739,557	164,460,156	165,003,973	← 0.33%
Other State Funds	12,166,969	12,040,988	12,125,186	← 0.70%
Federal Sources	1,150,296	1,135,411	1,135,411	0.00%
Revenue	255,852,411	253,089,293	253,567,308	0.19%
Use of Fund Balance	9,201,379	10,000,000	10,000,000	100.00%
Transfers From Other Funds	73,039	-	-	100.00%
Total Revenue \$	265,126,829	263,089,293	263,567,308	0.18%
Expenditure				
Salaries & Benefits	204,642,314	223,247,965	212,853,519	← -4.66%
Non-Personnel	34,627,453	30,901,125	25,151,689	← -18.61%
District Managed	10,976,183	13,616,032	11,469,914	← -15.76%
Utilities	8,108,996	8,359,099	8,359,099	0.00%
Expenditure	258,354,946	276,124,221	257,834,221	-6.62%
Transfers to Other Funds	6,698,844	5,733,087	5,733,087	0.00%
Transfers to Other Government Units	73,039	-	-	100.00%
Total Expenditure \$	265,126,829	281,857,308	263,567,308	-6.49%
Deficit	-	18,768,015	-	

Renewal & Replacement Appropriation

Intensive Adjustment

State One-Time Funds Intensive Adjustment

PTR True Up & Other Staffing Adjustments
 Reductions to Substitutes & Additional Pays
 Health Insurance Adjustment
 Contingency Reduced to 0.50%

27% Department Reduction
 17% School Metric Adjustment

Reduction to District Managed Services

BUDGET SUMMARY

WE ARE MSBSD



PALMER, AK 99645 | (907)746-9200 | WWW.MATSUK12.US