

Dear MSVL Parents,

August 31, 2020

Welcome to your student's first assignment!

Before you and your child get started with the Math and Language Arts curriculum in the Mat-Su Virtual Learning portal, we need to set up for success with these simple directions. Please do this **with** your child to ensure you do not have any questions after completing the following tasks. MSVL is **not** designed for your child to sit with a Chromebook unsupervised and expected to complete the curriculum without guidance. Once your child gets the hang of things, he/she will ask for assistance. Keep that open line of communication open with your child. It's ok for him/her to ask questions. We want to work together to set your child up for success with the at home virtual learning. Thank you for your patience so far. Here is how you need to get started.

**If you are having wifi or internet issues at home, feel free to park in the Knik parking lot. It should automatically connect to our network, however you may need to connect to the guest wifi.

Have your child log in when the Chromebook turns on and prompt to enter an email.


Email: ab123456 (this is an example, use your child's user ID)

Password: alaska222 (this is an example, use your child's password)

Select Google Chrome at the bottom task bar.



It should prompt you to the Knik Elementary website. If not, Google "knik elementary" and it will get you there. On the right, select the student quick links. When you hover over it turns to STUDENT.



Select the top center icon for MSVL.



Mat-Su Virtual Learning

Scroll to the bottom and select Knik Elementary.

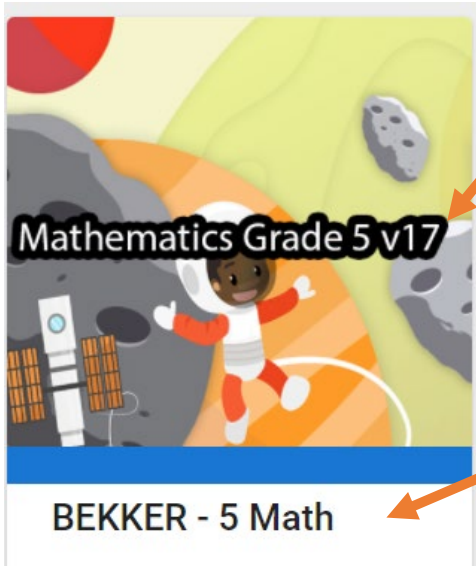


Knik Elementary

Book mark this page. In the URL search bar, click the star on the right. It will highlight blue and click done. This site will now be accessible with ease at the top task bar. No need to do the previous steps to get to MSVL.

Click Login at the top right. It will bring you to a page with three courses. Please take note of the courses your child is currently enrolled in. There will be a Language Arts class, Math, and Buzz Student Orientation.

This is an example of what you will see. **DO NOT SELECT MATH OR LANGUAGE ARTS AT THIS TIME.**

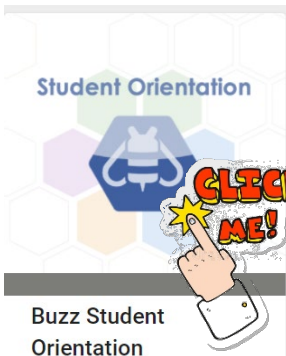


In this example, you will see it is 5th grade math.

The v17 means Version 17. Much like an update on an operating system for your smart phone.

The instructor is listed in the bottom title. If you notice it is not Bekker or Bauman, please contact one of us as soon as you can. We will get it fixed on our end with the district office.

At this time Math and Language Arts are getting set up with grade books. **DO NOT** have your child attempt to do any parts of Math or Language Arts. Any work may be lost if attempted during the transition time. We will notify you of the official start date for those classes.



Select Buzz Student Orientation. Make sure you read each page with your child. Start at the top with Getting Started. Using the Course Checklist will put a copy in your child's Google Drive.



Using the Course Checklist

You may print this checklist too. Once you make a copy, your child can access it in his/her Google Drive and make annotations to mark as complete.



Click the back arrow and select How do I use my Home Dashboard?



How do I use my Home Dashboard?

Read through and watch the video. The Student Orientation lessons are a vital part to your child's success as a home school student. Please reassure your child the importance of completing and comprehending the Student Orientation course. If you have questions, they will be answered in the Student Orientation course. Please complete the course before contacting your child's teacher with questions. Also the Student Orientation will need to be complete before attempting Math or Language Arts when we do get the go ahead upon district approval.

At the bottom of the page, "Mark this Activity as Complete" and click Next Activity to move on. You can also select the Next Activity with the gray arrow at the top under the title.

MARK THIS ACTIVITY COMPLETE

NEXT ACTIVITY >



It is expected that you navigate through all of the Student Orientation modules in full completion. Please complete it in the next few days. The goal is for teachers to have Math and Language Arts ready for you at home by the end of this week. Again, we appreciate your patience and understanding in getting the new curriculum going at home. We do understand that you are doing your best on your end and you want to make sure things run smoothly for your child as you are teaching him/her from home. We are doing what we can to support you. Please take this into consideration when we provide you with directions and materials.

How to make at home learning successful:

3-ring binder for printables

Printer for required printed materials (please let us know if you items printed)

Basic school supplies (erasers, pencil, paper, scissors, crayons, tape, ruler)

Sincerely,

Mat-Su Virtual Learning Teachers

Heather Bauman

352-0304

Heather.Bauman@matsuk12.us

Mandi Bekker

352-0323

Amanda.Bekker@matsuk12.us