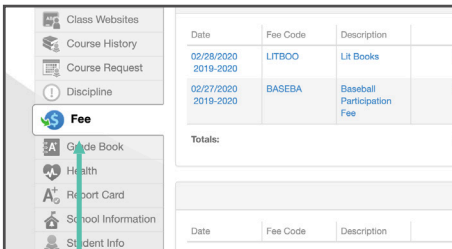


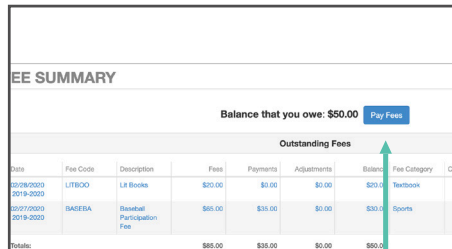


# Paying Fees with SchoolPay is **QUICK & EASY**

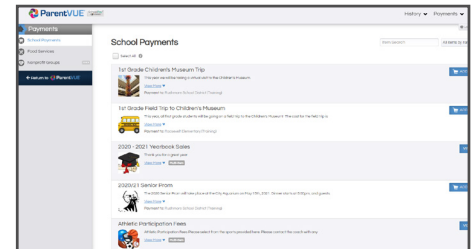
## 1 Select **Fees** from ParentVUE



Login to your ParentVUE account and select **Fee** on the left side navigation menu.

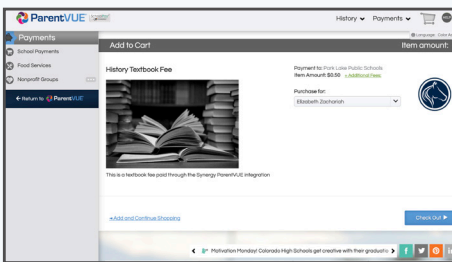


From the Fees Summary page of your ParentVue account, click on the **Pay Fees** button at the top of the page.

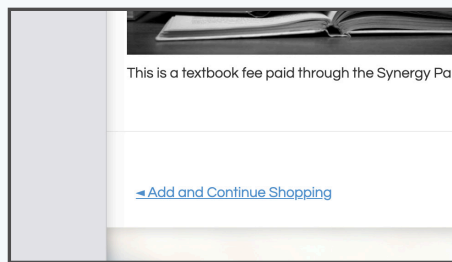


You will be redirected to SchoolPay where you can select your fees and checkout!

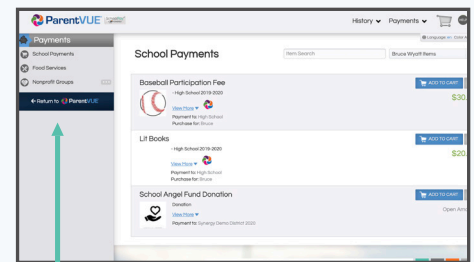
## 2 Checkout and Add More Items in SchoolPay®



Checkout using SchoolPay's quick 3 step process: Add to Cart, Billing Information, and Confirm Order.



It's important to note that you can add other items to your cart once you are in the SchoolPay Payment Center. Simply select "Add and Continue Shopping".



You're done! You can keep shopping in SchoolPay or return to ParentVUE by clicking the **Return to ParentVUE** button on the left side navigation.

Return to **ParentVUE**

