

# Fronteras Spanish Immersion Charter School

2315 N. Seward Meridian Pkwy Wasilla, AK 99654  
(907) 376-2223

## APC Governing Board September 11, 2018 Meeting Minutes



### I. Call to Order

Meeting called to order at 6:02 pm. All members present. Heather motions to approve meeting agenda, Misty seconds, unanimous vote and agenda is approved. Need to add to our template agenda approval for next meeting.

### II. Pledge of Allegiance *La Promesa de Lealtad a la Bandera*

Juro lealtad A la bandera de los Estados Unidos de America y a la república que representa una nación bajo Dios indivisible con libertad y justicia para todos.

### III. Persons to be Heard

Gwen Schneider called in a comment that she appreciates the APC Board members commitment to Fronteras.

### IV. Good Things

### V. Business Session (Consent Agenda)

#### A. Approval of meeting minutes May 10, 2018

Misty motions to approve meeting minutes, Solveig seconds, all in favor minutes approved.

#### B. Principal Report

Current enrollment is 309. 19 new students. Great ALICE drill and Jennifer gives kudos to staff for the practice scenario. Scenario had an intruder in the green hallway and staff needed to respond. Jennifer reviewed with each class their responses and why they made their choice. Planning on having ALICE drills quarterly. School pictures Sept 27, Amigos will send out email requesting volunteers to help with pictures.

Spanish Heritage Month is Sept 17- October 12. Each grade level will do a potluck. Whole school celebration will be on Oct 12. Request for travel and to adjust the 2019 calendar for the Immersion conference for teachers Feb 6-9 in Charlotte, North Carolina. Jennifer will have information posted in the newsletter and send out all school announcements to inform families of the change.

C. Executive Committee Updates

Treasurer Report - See attached report from Misty. Believe Kids fundraiser starts October 4.

Budget Report- Solveig says not ready, will have update at next meeting.

D. Committee Updates

Chair update - Seeds and Trees update, Heather and Solveig have been in touch with Branden, the author, and he has not given reimbursement for kickstarters at this time, nor have we received any books. We are concerned that we will not receive the promised books and visit from the author. We will continue to pursue information about the status of our request.

The Spanish Tutoring we provided last year to families with Mr McBride was a success; however, Mr McBride has said he will not be able to help this year. Heather has contacted 3 Spanish teachers at the middle college and would like to find an instructor that we could pay out of the fees parents will pay for the class.

Heather requests a board member that would like to talk at next staff meeting about mini-grants. Philippe volunteered to make a presentation for the staff.

Regarding fundraising, proposals for new fundraisers should be in writing and presented to the fundraising committee. Believe Kids is our first priority and we can't do fundraisers before October. Misty volunteered to create a fundraising application.

The Student Ambassador Program committee would like to kick off its new program soon. The committee needs to make some small adjustments to

the application, but is planning on moving forward this fall. More information to come once all applications have been approved by the committee.

Good Things. The document we created from last Spring did not go out to families, is it too late to send now? All board members agree not too late, ok to send and update with new teachers.

E. APC Board Action Calendar Update

No updates to calendar discussed.

## VI. Generative Discussion

A. Faculty Minigrant and Middle School Presentation

Middle school proposal for Latin Fiesta requesting \$400 for the facility and \$700 for the food plus \$100 for Mrs Hernandez for her time and efforts.

Proposal is being discussed after the event, but due to early field trip and no board meeting in August we are being presented proposal now.

Parents paid \$65 per student. Discussion followed, Solveig states that student activity funds pay for field trips that are \$10 per student and we don't want to pull from that fund if we don't have to. Heather motions to support middle school fiesta for \$1100 plus \$100 gift card to Señora Hernandez. Solveig seconds motion, all in favor, motion passes.

B. Policy Review

Charter due 2023. Heather proposes we lay the groundwork now for changes that will be needed. Discussed option of a policy review committee or having three board members meeting bimonthly reviewing policy and rotate members so each of us has a turn. We need to review bylaws, charter, and policy changes, Heather would give us guidelines. All agree to participate and like the idea of rotating members instead of creating a committee.

C. Test Data

See attached reports for PEAKS and MAP testing from 2017-2018.

Jennifer provided information how to read the graphs and encouraged the

board to take a look at the information and come to her with questions in the future. Focus is more on improving math scores for all grades. This fall kindergarten and first grade will start MAP testing.

## **VII. Executive Session**

## **VIII. Final Actions and Adjournment**

Lynda motions to adjourn the meeting, Heather seconds the motion. Meeting adjourned at 7:19pm.

## **APC Governing Board Members**

Heather Charton, Chair  
Philippe Onfray, Vice Chair  
Misty Adams, Treasurer  
Jody Soeder, Secretary  
Solveig Eidsness  
Jen Manion  
Lynda Denny  
Jennifer Hutchins (ex-officio),  
Principal

MAP Reports Info.

\*Projected Growth is GOLD diamond

\*Student Actual Growth is BLUE rectangle

\*\*We want to see the blue higher than the diamond

\*\*\*8<sup>th</sup> grade Reading – the diamond is higher than the blue. However, students actually scored well above grade level in Fall with a 233.5 Fall norm is 217. Students scored above grade level in Spring as well with a 234.8 Spring norm is 220. The GOLD diamond represents the projected growth based on the previous score. Because the Fall score was well above grade level in the Fall, a high projection was set.

	<b>Math</b>		<b>Reading</b>		<b>Language Usage</b>	
	Fall	Spring	Fall	Spring	Fall	Spring
2 <sup>nd</sup>	177	192	175	189	175	190
3 <sup>rd</sup>	190	203	188	199	189	200
4 <sup>th</sup>	202	214	198	206	199	207
5 <sup>th</sup>	211	221	206	212	206	212
6 <sup>th</sup>	218	225	211	216	211	215
7 <sup>th</sup>	223	229	214	218	214	218
8 <sup>th</sup>	226	231	217	220	216	219

Aggregate by School

Term: Spring 2017-2018  
 District: Matanuska-Susitna Borough School District

Norms Reference Data: 2015 Norms  
 Growth Comparison Period: Fall 2017 - Spring 2018  
 Weeks of Instruction: Start - 4 (Fall 2017)  
 End - 32 (Spring 2018)

Grouping:  
 Small Group Display:


None  
 No

## Fronteras Spanish Immersion

### Reading

Grade (Spring 2018)	Growth Count	Fall 2017			Comparison Periods Spring 2018			Growth		School Norms		Growth Evaluated Against			Student Median Conditional Growth Percentile		
		Mean RIT	SD	Percentile	Mean RIT	SD	Percentile	Observed Growth	Observed Growth SE	Projected Growth	School Conditional Growth Index	School Conditional Growth Percentile	Count with Projection	Count Met Projection		Percent Met Projection	
1K	0	**			**		**					**					
1	0	**			**		**					**					
2	35	175.4	15.7	54	191.9	11.8	68	16.5	1.8	14.0	1.02	85	35	20	57	59	
3	32	183.9	16.0	54	199.7	14.1	56	10.3	2.2	10.3	0.25	60	32	15	47	46	
4	24	201.7	12.2	71	208.7	11.2	67	7.0	1.8	7.6	-0.39	35	24	13	54	49	
5	34	209.7	12.2	74	218.9	11.3	87	9.1	1.5	6.0	1.82	97	34	25	74	70	
6	24	213.0	13.2	87	222.1	11.3	84	4.1	1.4	4.6	-0.26	40	24	13	54	53	
7	19	221.1	12.8	84	223.7	14.6	80	2.6	1.0	3.8	-0.53	30	19	9	47	49	
8	12	233.5	9.3	99	234.8	11.0	98	1.3	1.5	2.1	-0.37	35	12	6	50	56	

### Reading



#### Explanatory Notes

\*\* Calculations not provided because students have no MAP results or at least one of the terms. The Growth Count is zero.

† Growth Count provides relative students with MAP results in both the Start and End terms. Observed Growth calculation is based on test student data.

Generated: 9/17/18, 10:09:26 AM

## Aggregate by School

Term: Spring 2017-2018  
 District: Malheur-Susina Borough School District


Norms Reference Date: 2016 Norms  
 Growth Comparison Period: Fall 2017 - Spring 2018  
 Weeks of Instruction: Start - 4 (Fall 2017)  
 End - 32 (Spring 2018)  
 Grouping: None  
 Small Group Display: No

## Fronteras Spanish Immersion

### Mathematics

Grade (Spring 2018)	Growth Count	Fall 2017			Comparison Periods Spring 2018			Growth		School Norms		Growth Evaluated Against			Student Norms	Student Median Conditional Growth Percentile
		Mean RIT	SD	Percentile	Mean RIT	SD	Percentile	Observed Growth	Observed Growth SE	Projected Growth	School Conditional Growth Index	School Conditional Growth Percentile	Count with Projection	Count Not Projection		
1K	0	**			**		**					**			**	
1	35	173.6	11.5	29	189.8	8.2	36	16.2	1.5	15.3	0.35	64	35	18	51	55
2	32	187.5	11.3	31	186.3	10.5	14	8.7	-1.1	12.9	-1.87	3	32	11	34	26
3	26	202.8	11.0	56	213.1	11.2	48	10.3	-1.3	11.6	-0.60	27	26	11	42	41
4	34	212.6	10.1	57	224.8	14.3	66	12.1	1.8	10.0	0.83	80	34	19	56	59
5	23	218.0	13.3	41	223.9	14.6	43	7.9	-1.1	7.6	0.14	55	23	12	52	48
6	19	222.8	14.3	51	227.1	17.3	43	4.2	-1.7	6.0	-0.79	21	19	8	42	27
7	13	241.2	10.0	95	248.0	12.8	96	6.8	1.5	5.6	0.55	71	13	9	69	68

### Mathematics



### Explanatory Notes

\*\* Calculators not provided because students have no MAP results at least one of the terms. The Growth Count is zero.  
 † Growth Count provided reflects students with MAP results at both the Start and End terms. Observed Growth calculation is based on that student data.

Generated: 9/11/18, 10:08:26 AM

# Student Growth Summary Report

Aggregate by School

Term: Spring 2017-2018  
District: Matanuska-Susitna Borough School District

Norms Reference Data: 2015 Norms  
Growth Comparison Period: Fall 2017 - Spring 2018  
Weeks of Instruction: Start - 4 (Fall 2017)  
End - 32 (Spring 2018)


Grouping: None  
Small Group Display: No

## Fronteras Spanish Immersion

### Language Usage

Grade (Spring 2015)	Growth Count	Comparison Periods				Growth		School Norms		Growth Evaluated Against			Student Median Conditional Growth Percentile				
		Mean RIT	SD	Percentile	Mean RIT	SD	Percentile	Observed Growth	Observed Growth SE	Projected Growth	School Conditional Growth Index	School Conditional Growth Percentile		Count with Projection	Count/Med Projection	Percent/Med Projection	
1K	0	**	**	**	**	**	**	**	**	**	**	**	**	**	**	**	**
1	35	177.8	12.3	69	192.4	11.7	66	14.6	1.2	16.0	-0.16	44	36	20	57	51	
2	32	169.2	15.0	49	204.8	10.1	62	12.7	1.9	10.6	0.91	32	32	20	63	61	
3	26	201.6	11.1	68	208.4	12.1	61	6.8	1.6	7.7	-0.51	31	26	17	65	58	
4	34	209.6	11.0	76	217.5	11.4	86	7.9	1.1	5.7	1.31	91	34	28	76	70	
5	23	213.9	10.8	71	220.2	11.1	80	6.3	0.9	4.4	1.03	85	23	17	74	68	
6	19	217.3	12.0	71	224.8	14.0	76	4.5	2.3	3.5	0.51	70	19	11	58	66	
7	12	229.5	8.6	98	230.7	9.1	96	1.2	1.7	3.0	-0.93	18	12	6	50	50	

### Language Usage



#### Explanatory Notes

\*\* Calculations not provided because students have no MAP results at at least one of the terms. The Growth Count is zero.

† Growth Count provided reflects students with MAP results in both the Start and End terms. Observed Growth calculation is based on individual student data.

© WMEA 2018. MAP is a registered trademark. NWEA, MAP Growth and MAP Skills are trademarks of WMEA in the U.S. and in other countries. © Copyright 2018 National Governors' Association Center for Best Practices and Council of Chief State School Officers. All rights reserved.



PEAKS

500 = Proficient

ELA

3<sup>rd</sup>

School 504  
District 498  
State 486

4<sup>th</sup>

School 507  
District 501  
State 491

5<sup>th</sup>

School 512  
District 500  
State 489

6<sup>th</sup>

School 534  
District 506  
State 500

7<sup>th</sup>

School 505  
District 505  
State 497

8<sup>th</sup>

School 532  
District 503  
State 494

Math

3<sup>rd</sup>

School 479  
District 505  
State 494

4<sup>th</sup>

School 500  
District 506  
State 497

5<sup>th</sup>

School 508  
District 505  
State 492

6<sup>th</sup>

School 482  
District 488  
State 488

7<sup>th</sup>

School 484  
District 479  
State 476

8<sup>th</sup>

School 512  
District 484  
State 477

Science  
4<sup>th</sup> & 8<sup>th</sup>

300 = Proficient

---

**Treasurer report September 11, 2018**

Checking Balance-	\$19,073.93
Savings Balance-	\$20.63

Amazon Smile earned us \$20.63

**Fundraising report:**

Spirit gear fundraiser coming to a close today.

As of this morning we are at 97 pieces sold, we qualified for free shipping at 50.

Believe kids fundraiser starts October 4th. This year Jen with believe kids gave us a drone and hover board as incentives along with daily prize drawing. In the spirit of giving back we are donating 20% of proceeds earned to The Childrens Place, a local non profit that provides support and services to children and their families who have suffered abuse. For more information on their mission statement please visit their website at [www.thechildrens-place.org](http://www.thechildrens-place.org)