




Math Concepts and Applications (M-CAP)


2nd-8th Grade Probes


Standard Directions for Administration

 “We’re going to take an 8-minute math test. Read the problems carefully and work each problem in the order presented. Do not skip around.”


 “If you do not know how to work a problem, mark it with an X and move on. Once you have tried all of the problems in order, you may go back to the beginning of the worksheet and try to complete the problems you marked.”

 “Write the answers to the problems in the blanks. For multiple choice questions, place the letter (A, B, or C) of the correct answer in the blank.”

 “You do not have to show your work, but you may if that is helpful for you in working the problems.”

 “Keep working until you have completed all of the problems or I tell you to stop. Do you have any questions?”

Hand the students their probes.


 “Here are your tests. Put your name, your teacher’s name, and the date on each page in the space provided. Do not start working until I tell you to begin.”

Allow students time to write their information on the probe.

 “Begin.”

At the end of 8 minutes say:  “Stop and put your pencils down.”

If a student asks a question or requests clarification, redirect him or her to the probe and say:

 “Read the directions again, and work the problem the best you can. If you still do not understand the problem or are unable to work it, you may move to the next question.”